

dwell

Keep It Clean
The Best Washers
and Dryers

AT HOME IN THE MODERN WORLD

California Dreaming 10 Standout Homes in L.A.



September 2004
\$4.95 U.S. / \$6.95 Canada

www.dwellmag.com

Getting Around
Cool Options
for Congested Cities



Left: Workers at Carolina Building Solutions prepare the modules for transport and then send them on their way. Below: The foundation in process.

Shipping Out and Shaping Up

On Wednesday, April 21, five flatbeds, each with its own police escort, transported the Dwell Home modules from Carolina Building Solutions' factory in Salisbury, North Carolina, to the construction site in Pittsboro. While the modules were being fabricated, contractor Steve Olson and his team had been busy with the foundation work on the site, which sits atop a winding road just a few miles off U.S. Highway 64.

As has been the case with many aspects of this prototype prefab project, the laying of the foundation proved to be trickier than expected. "The foundation for the Dwell Home is a block foundation with a stucco finish applied," explains Olson, "but due to the unique design, the engineers came back with what I would characterize

as extraordinary engineering requirements. There were 14 points in the foundation that the home needed to be anchored to, for example."

Challenges met, the foundation was poured, and on April 23, the last of the modules were set in place. Our editor Andrew Wagner, in North Carolina for the High Point furnishings market (see page 76), was on hand to see the process in action.

"When I arrived on the site, I expected to find the usual construction chaos: garbage, lots of wood, tools, builders, and trucks," Wagner recalls. "Well, I found all that and more. A lot more! The house was built! There it was, in its completed form—minus finishing, of course, but there it was." ▶





Clockwise from far left: Trucks make their way up the newly created Beech Hill Road with the modules; homeowner Nathan Wieler documents the process; modules are lowered onto the foundation.

“I found myself in a relaxed environment with everyone calmly cleaning up and discussing what missing pieces needed to be completed by the end of the day, when they would be done with their job of building a home—about six days after they started.”—Andrew Wagner





















The Dwell Home



At left and below: The crane operator deftly installs the roof modules. Not shown are workmen, architects, and clients holding their collective breath.

“Every time you take on what seems like a difficult project, it makes everything else you do on down the road that much easier.” —Steve Olson



 Eames Storage Unit	 Aalto Dining Chair
 Meinecke Collection	 Eames Molded Plywood Chair
 Eames Lounge Chair & Ottoman	 Goetz Sofa
 Capelli Stool	 Nelson Coconut Chair
 Aalto Lounge Chair	 Eames Chaise
 Eames Walnut Stool	 Nelson End Table
 Eames Molded Plywood Table	 Eames Sofa Compact
 Nelson Marshmallow Sofa	 Aalto Tea Trolley
 Aalto Palmio Chair	 Noguchi Table

For more information regarding these products, or the Herman Miller retailer nearest you, call 1 866 866 3124, or visit our website at HermanMiller.com/hmhome
©2004 Herman Miller Inc.